

Domestic Violence Services in Virginia - VAdata Report

Domestic Violence Services

01/01/2014 - 12/31/2014

Persons Receiving Domestic Violence Advocacy Services

Results	Total
Total Adults Served	16,100
Total Children/Youth Served	3,996

Hotline Contacts (callers may have described more than 1 issue)

Results	Total
Number of Domestic Violence Presenting Calls	40,060
Number of Sexual Violence Presenting Calls	10,117
Number of Other Service Calls (where no SV or DV reported)	24,297
Total Number of Hotline Calls	71,091

Domestic Violence Services in Virginia - VAdata Report

Domestic Violence Services

01/01/2014 - 12/31/2014

Emergency Shelter

Results	Total
Adults in Emergency Shelter	3,163
Children in Emergency Shelter	2,578
Nights of Emergency Shelter Provided to Adults	105,712
Nights of Emergency Shelter Provided to Children	95,690
Total Nights of Emergency Shelter Provided	201,402
Total Requests for Shelter When Shelter Was Full	2,580

Transitional Housing Services

Results	Total
Number of Adults Housed	166
Number of Children Housed	167
Nights of Housing Provided to Adults	47,380
Nights of Housing Provided to Children	44,598
Total Nights of Housing Provided	91,978

Domestic Violence Services in Virginia - VAdata Report


Domestic Violence Services

01/01/2014 - 12/31/2014


16,100 Adults Received 115,483 Hours Of Domestic Violence Advocacy Services

Advocacy Services: Adults

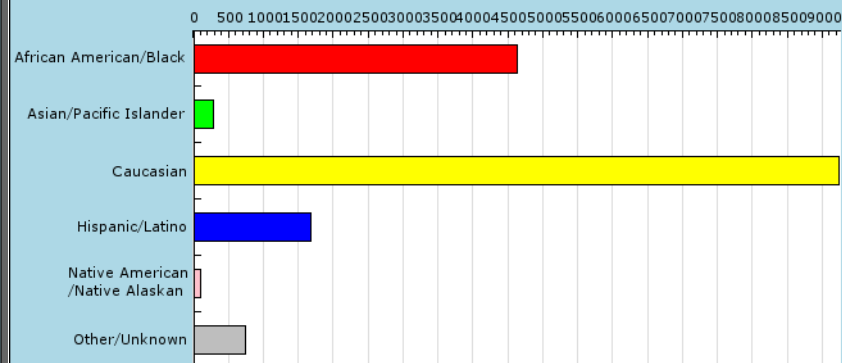
Number Of Adults By Type Of Service Received



Percentage of Adults by Gender



Number Of Adults By Race/Ethnicity



Domestic Violence Services in Virginia - VAdata Report

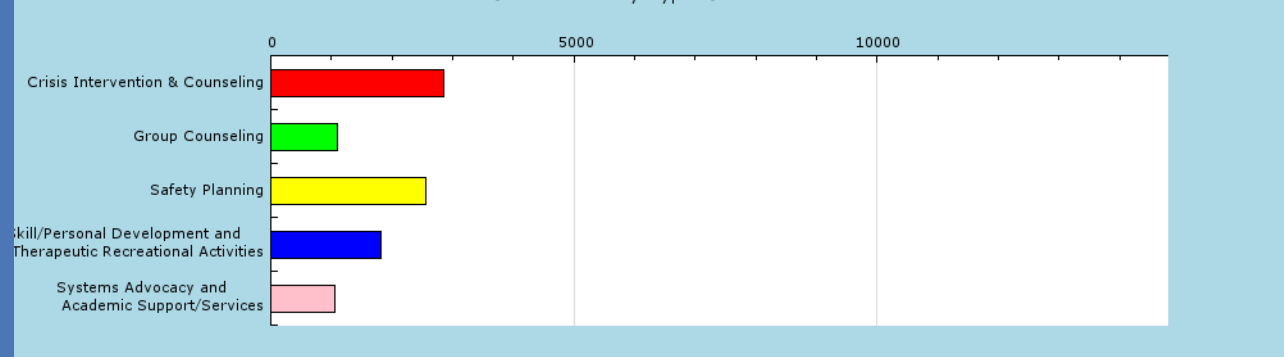
Domestic Violence Services

01/01/2014 - 12/31/2014

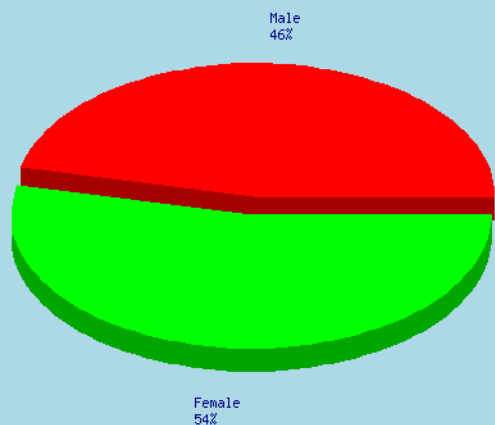
Advocacy Services: Children

3,996 Children Received 45,381 Hours Of Domestic Violence Advocacy Services

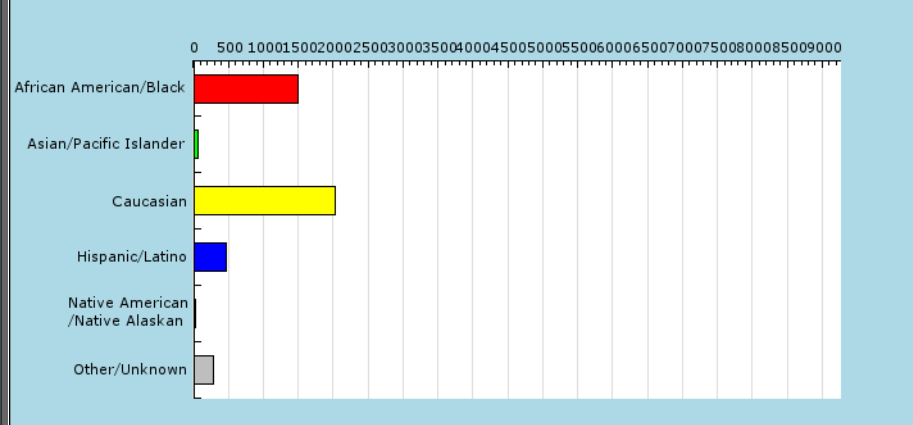
Number Of Children By Type Of Service Received



Percentage of Children by Gender



Number Of Children By Race/Ethnicity



Domestic Violence Services in Virginia - VAdata Report

Domestic Violence Services

01/01/2014 - 12/31/2014

Safety and Risk Factors Reported By Victims

19% of people receiving advocacy services reported the perpetrator used a weapon, including a firearm against the victim.

30% of people receiving advocacy services had to relocate or became homeless as a result of domestic violence.

53% of people receiving advocacy services reported the presenting domestic violence experience to police.

Impact Of Services Provided

81% of hotline callers reported the services received were helpful.

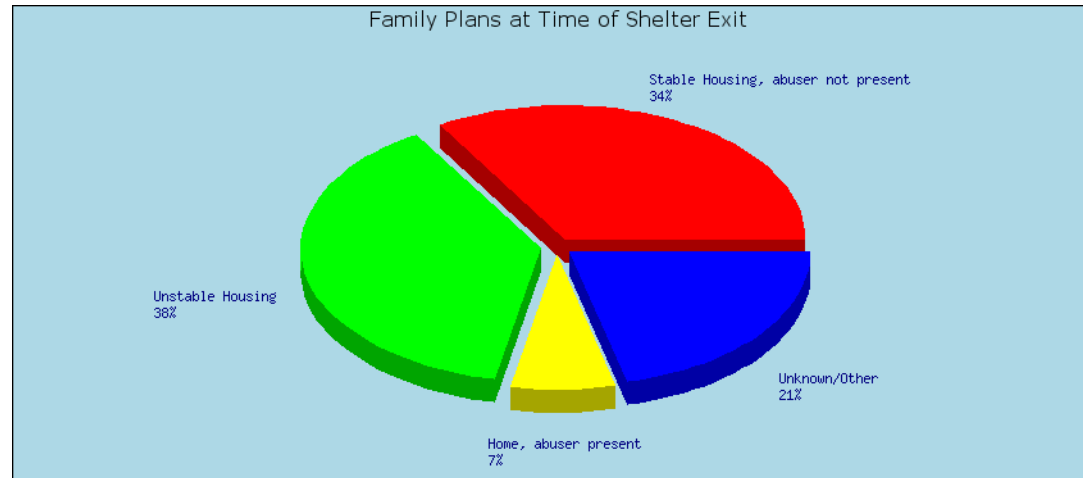
71% of children or their parents received safety planning specific to the children.

91% of adults who had at least one identified risk factor specific to domestic violence received safety planning.

Family Plans At Time Of Shelter Exit

Stable Housing = Self-Supported or Transitional Housing

Unstable Housing = Residence of friend/relative, other shelter, left area



Domestic Violence Services in Virginia - VAdata Report

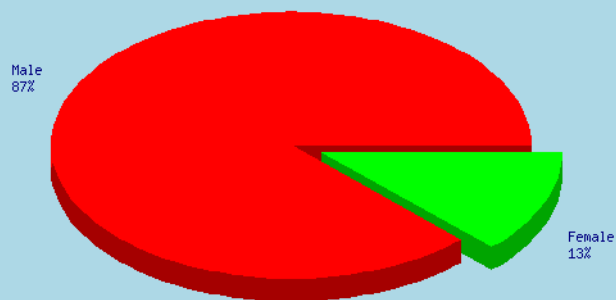
Domestic Violence Services

01/01/2014 - 12/31/2014

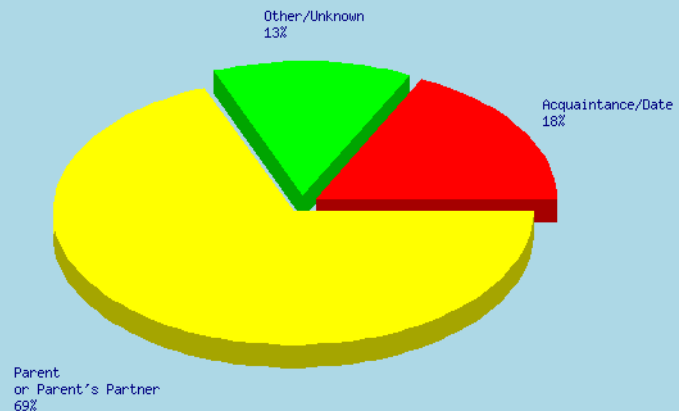
Perpetrator Information

Perpetrators of Domestic Violence Perpetrated Against Children and Youth (includes children exposed to domestic violence)

Perpetrator Gender

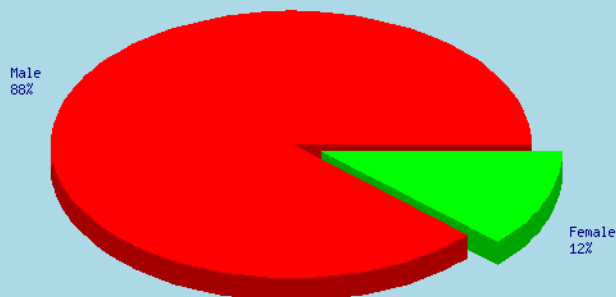


Perpetrator Relationship to Child



Perpetrators of Domestic Violence Against Adults

Perpetrator Gender



Perpetrator Relationship to Adult

