

# Domestic Violence Services in Virginia - VAdata Report

Domestic Violence Services

1/1/2018 - 12/31/2018

## Persons Receiving Domestic Violence Advocacy Services

Results	Total
Total Adults Served	20,105
Total Children/Youth Served	5,437

## Hotline Contacts (callers may have described more than 1 issue)

Results	Total
Number of Domestic Violence Presenting Calls	40,054
Number of Sexual Violence Presenting Calls	10,017
Number of Other Service Calls (where no SV or DV reported)	18,271
Total Number of Hotline Calls	64,407

# Domestic Violence Services in Virginia - VAdata Report

## Domestic Violence Services

1/1/2018 - 12/31/2018

### Emergency Shelter

Results	Total
Adults in Emergency Shelter	3,804
Children in Emergency Shelter	3,060
Nights of Emergency Shelter Provided to Adults	113,788
Nights of Emergency Shelter Provided to Children	111,173
Total Nights of Emergency Shelter Provided	224,961
Total Requests for Shelter When Shelter Was Full	832

### Transitional Housing Services

Results	Total
Number of Adults Housed	166
Number of Children Housed	151
Nights of Housing Provided to Adults	51,923
Nights of Housing Provided to Children	44,373
Total Nights of Housing Provided	96,296

# Domestic Violence Services in Virginia - VAdata Report

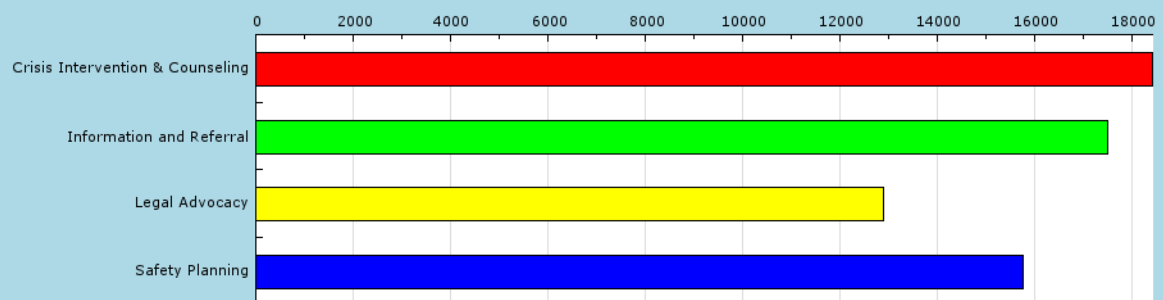
Domestic Violence Services

1/1/2018 - 12/31/2018


20,105 Adults Received 171,916 Hours Of Domestic Violence Advocacy Services

Advocacy Services: Adults

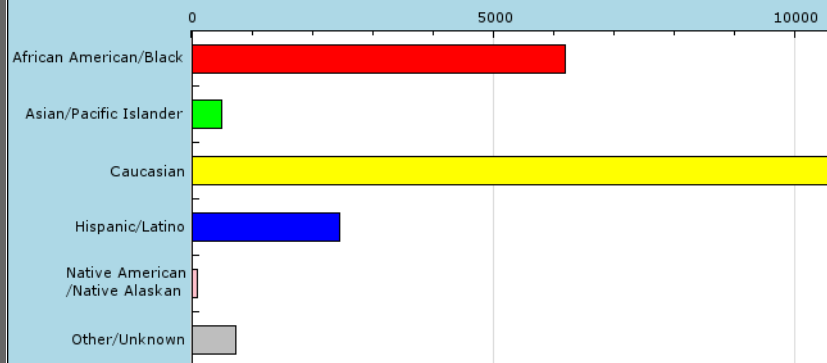
Number Of Adults By Type Of Service Received



Percentage of Adults by Gender



Number Of Adults By Race/Ethnicity



# Domestic Violence Services in Virginia - VAdata Report

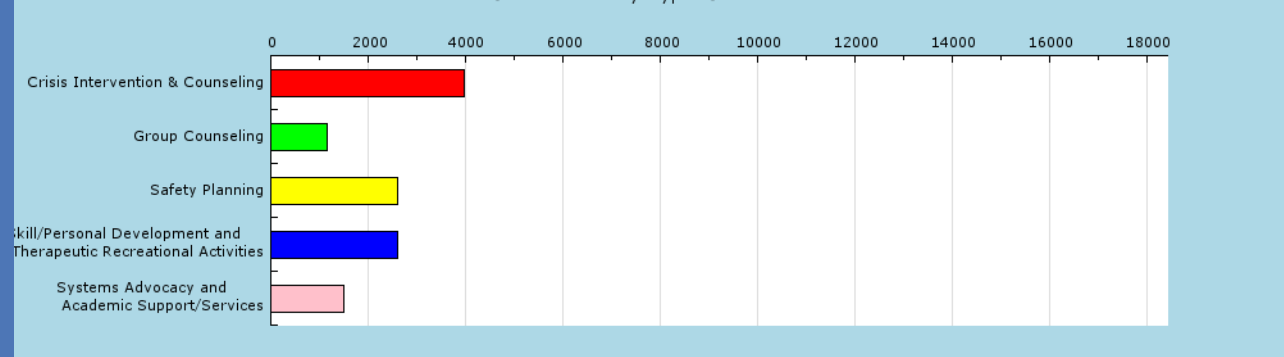
Domestic Violence Services

1/1/2018 - 12/31/2018

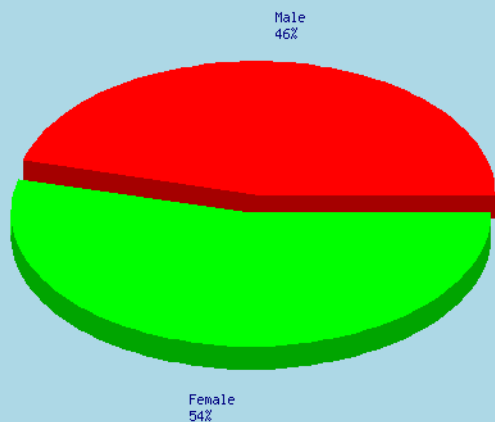
Advocacy Services: Children

## 5,437 Children Received 54,938 Hours Of Domestic Violence Advocacy Services

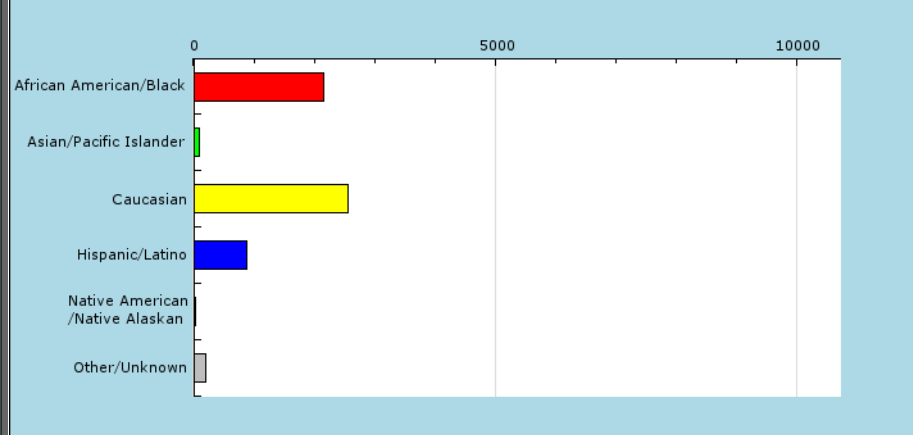
Number Of Children By Type Of Service Received



Percentage of Children by Gender



Number Of Children By Race/Ethnicity



# Domestic Violence Services in Virginia - VAdata Report

Domestic Violence Services

1/1/2018 - 12/31/2018

## Safety and Risk Factors Reported By Victims

22% of people receiving advocacy services reported the perpetrator used a weapon, including a firearm against the victim.

31% of people receiving advocacy services had to relocate or became homeless as a result of domestic violence.

72% of people receiving advocacy services who have been assaulted within the past 30 days who reported the presenting domestic violence experience to police

## Impact Of Services Provided

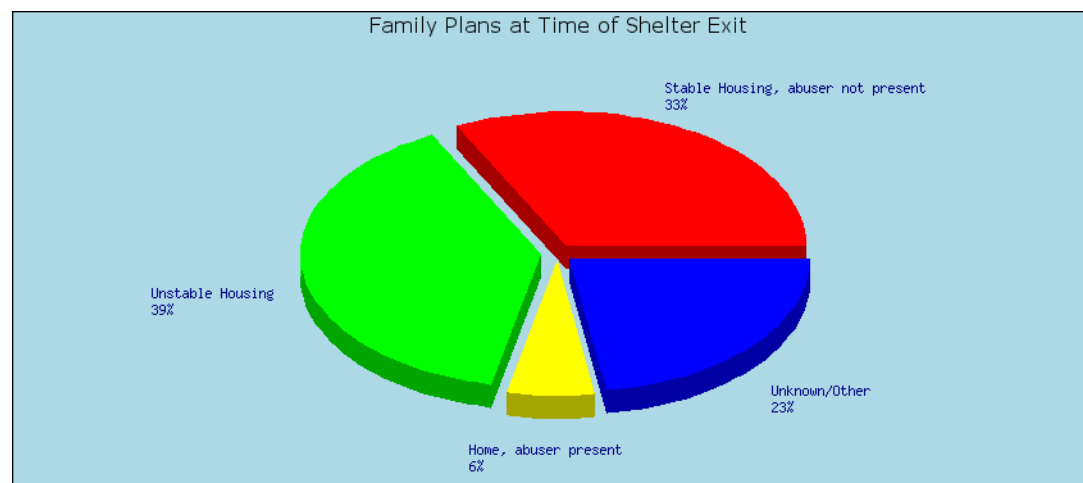
75% of hotline callers reported the services received were helpful.

54% of children or their parents received safety planning specific to the children.

85% of adults who had at least one identified risk factor specific to domestic violence received safety planning.

## Family Plans At Time Of Shelter Exit

Stable Housing = Self-Supported or Transitional Housing  
Unstable Housing = Residence of friend/relative, other shelter, left area



# Domestic Violence Services in Virginia - VAdata Report

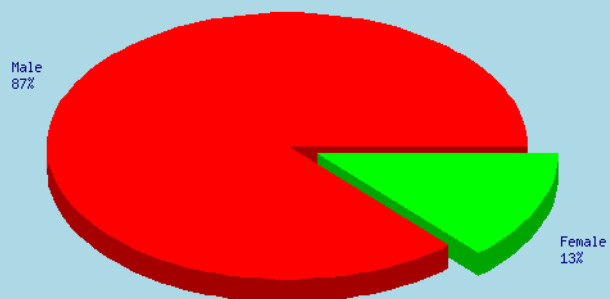
Domestic Violence Services

1/1/2018 - 12/31/2018

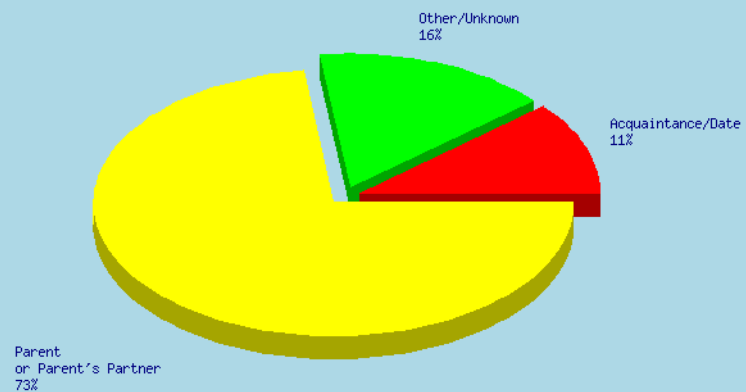
Perpetrator Information

## Perpetrators of Domestic Violence Perpetrated Against Children and Youth (includes children exposed to domestic violence)

Perpetrator Gender

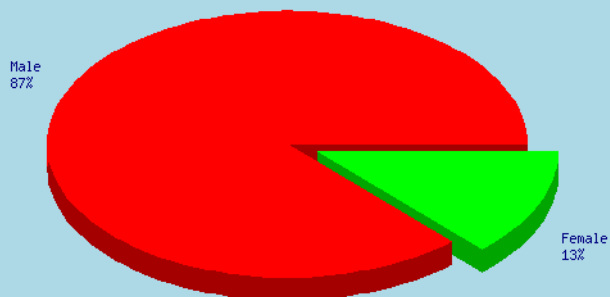


Perpetrator Relationship to Child



## Perpetrators of Domestic Violence Against Adults

Perpetrator Gender



Perpetrator Relationship to Adult

