

Domestic Violence Services in Virginia - VAdata Report

Domestic Violence Services

1/1/2024 - 12/31/2024

Persons Receiving Domestic Violence Advocacy Services

Results	Total
Total Adults Served	19,135
Total Children/Youth Served	3,909

Hotline Contacts (callers may have described more than 1 issue)

Results	Total
Number of Domestic Violence Presenting Calls	39,317
Number of Sexual Violence Presenting Calls	9,861
Number of Other Service Calls (where no SV or DV reported)	23,819
Total Number of Hotline Calls	68,640

Domestic Violence Services in Virginia - VAdata Report

Domestic Violence Services

1/1/2024 - 12/31/2024

Emergency Shelter

Results	Total
Adults in Emergency Shelter	3,221
Children in Emergency Shelter	2,305
Nights of Emergency Shelter Provided to Adults	124,779
Nights of Emergency Shelter Provided to Children	106,940
Total Nights of Emergency Shelter Provided	231,719
Total Requests for Shelter When Shelter Was Full	727

Transitional Housing Services

Results	Total
Number of Adults Housed	163
Number of Children Housed	127
Nights of Housing Provided to Adults	53,580
Nights of Housing Provided to Children	39,665
Total Nights of Housing Provided	93,245

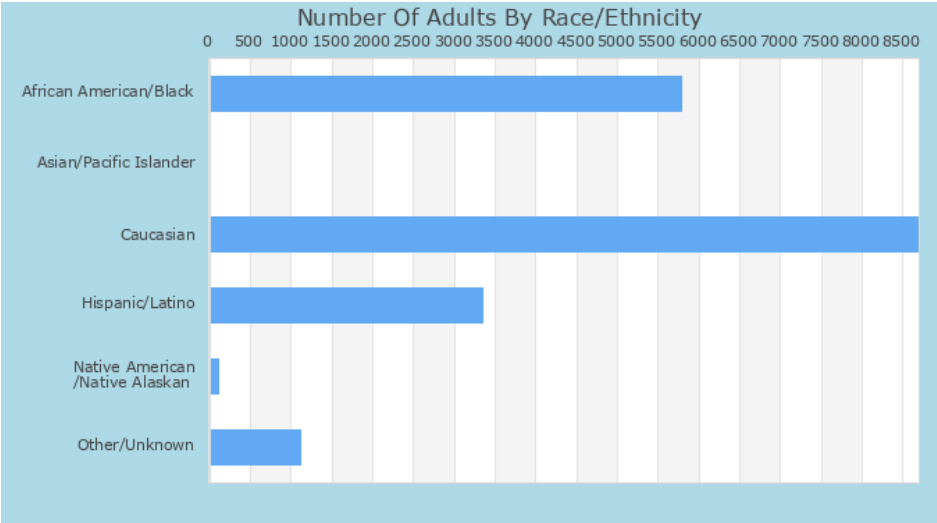
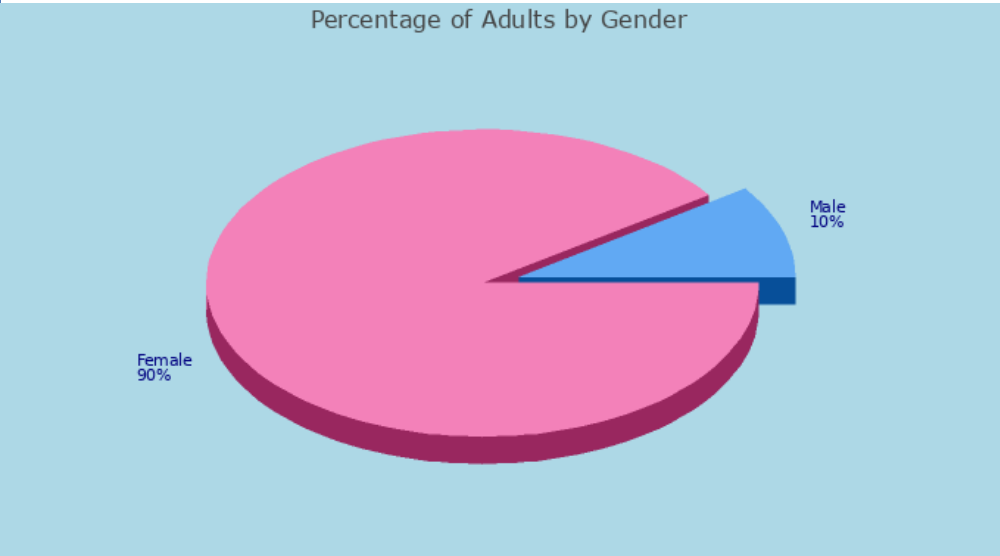
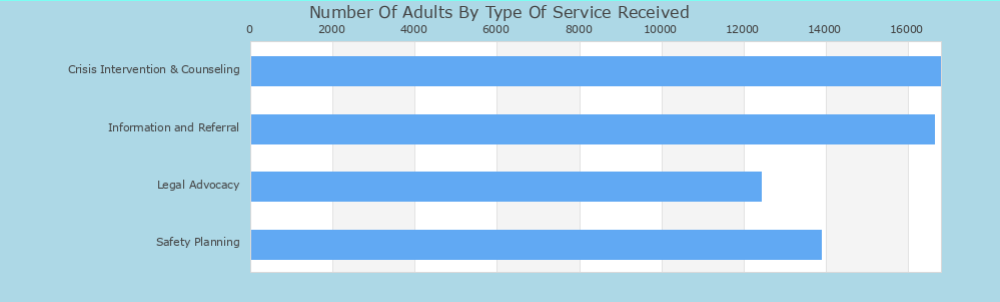
Domestic Violence Services in Virginia - VAdata Report

Domestic Violence Services

1/1/2024 - 12/31/2024

19,135 Adults Received 208,871 Hours Of Domestic Violence Advocacy Services

Advocacy Services: Adults



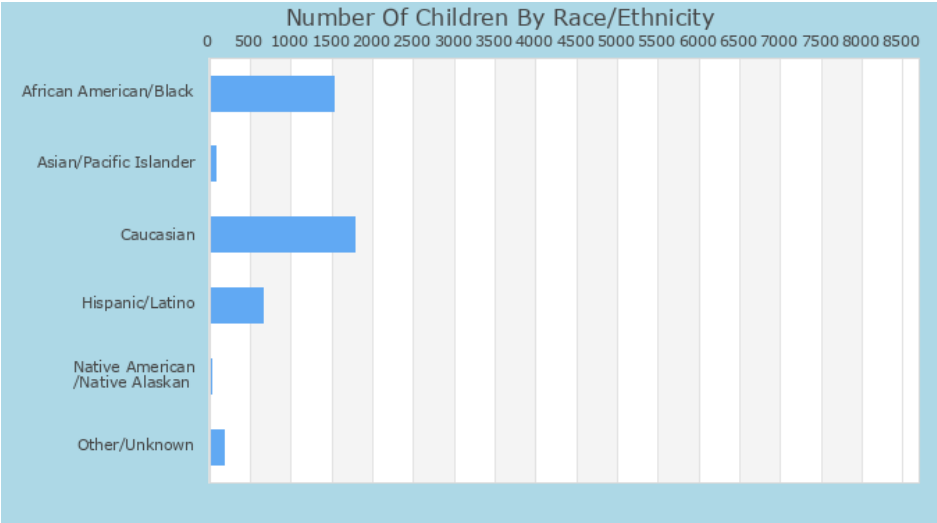
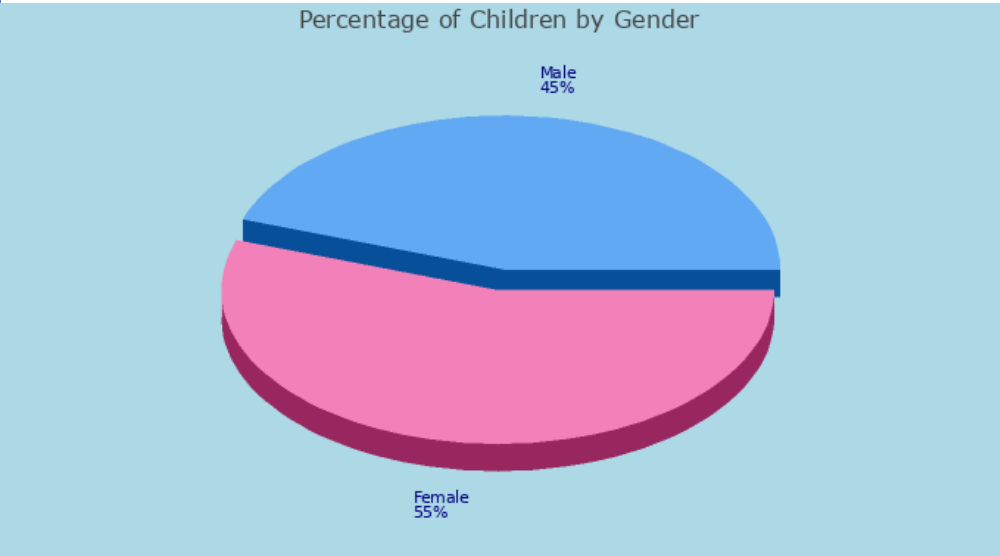
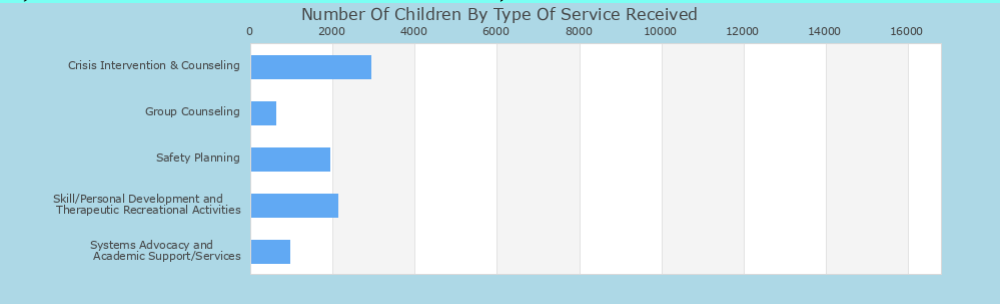
Domestic Violence Services in Virginia - VAdata Report

Domestic Violence Services

1/1/2024 - 12/31/2024

Advocacy Services: Children

3,909 Children Received 32,602 Hours Of Domestic Violence Advocacy Services



Domestic Violence Services in Virginia - VAdata Report

Domestic Violence Services

1/1/2024 - 12/31/2024

Safety and Risk Factors Reported By Victims

19% of people receiving advocacy services reported the perpetrator used a weapon, including a firearm against the victim.

24% of people receiving advocacy services had to relocate or became homeless as a result of domestic violence.

75% of people receiving advocacy services who have been assaulted within the past 30 days who reported the presenting domestic violence experience to police

Impact Of Services Provided

79% of hotline callers reported the services received were helpful.

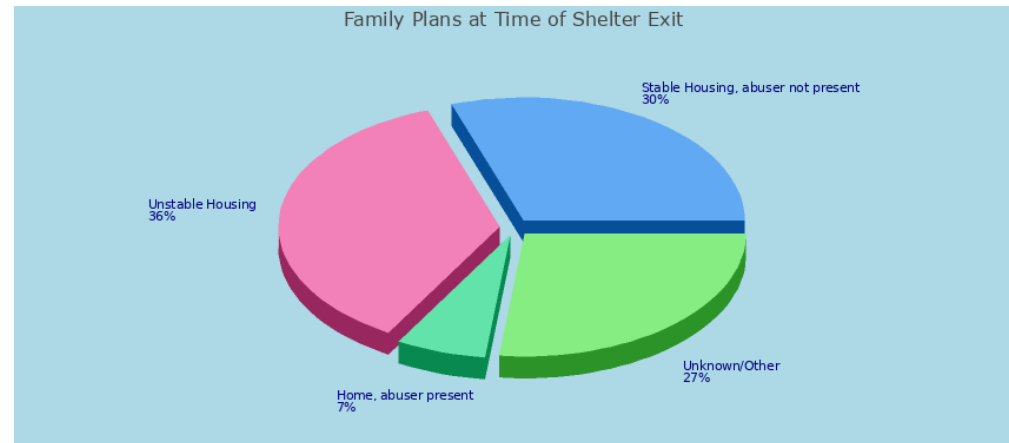
55% of children or their parents received safety planning specific to the children.

80% of adults who had at least one identified risk factor specific to domestic violence received safety planning.

Family Plans At Time Of Shelter Exit

Stable Housing = Self-Supported or Transitional Housing

Unstable Housing = Residence of friend/relative, other shelter, left area



Domestic Violence Services in Virginia - VAdata Report

Domestic Violence Services

1/1/2024 - 12/31/2024

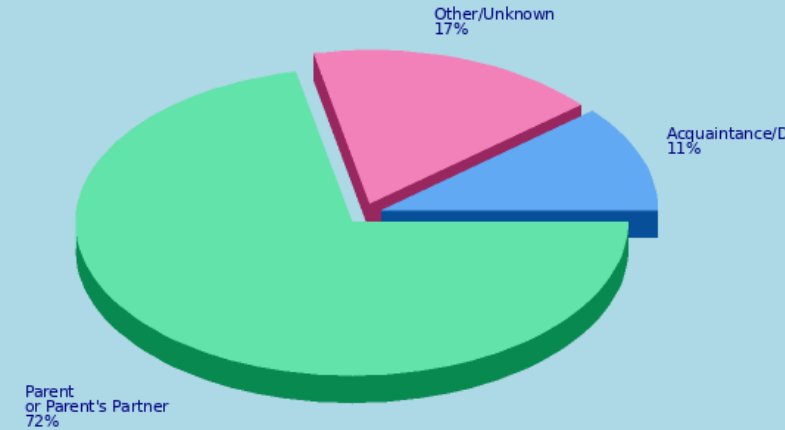
Perpetrator Information

Perpetrators of Domestic Violence Perpetrated Against Children and Youth (includes children exposed to domestic violence)

Perpetrator Gender




Perpetrator Relationship to Child



Perpetrators of Domestic Violence Against Adults

Perpetrator Gender



Perpetrator Relationship to Adult

