

# Domestic Violence Services in Virginia - VAdata Report

**Domestic Violence Services**

**1/1/2023 - 12/31/2023**

## Persons Receiving Domestic Violence Advocacy Services

Results	Total
Total Adults Served	19,249
Total Children/Youth Served	4,681

## Hotline Contacts (callers may have described more than 1 issue)

Results	Total
Number of Domestic Violence Presenting Calls	39,788
Number of Sexual Violence Presenting Calls	9,283
Number of Other Service Calls (where no SV or DV reported)	27,808
Total Number of Hotline Calls	72,831

# Domestic Violence Services in Virginia - VAdata Report

## Domestic Violence Services

1/1/2023 - 12/31/2023

### Emergency Shelter

Results	Total
Adults in Emergency Shelter	3,362
Children in Emergency Shelter	2,343
Nights of Emergency Shelter Provided to Adults	125,893
Nights of Emergency Shelter Provided to Children	104,866
Total Nights of Emergency Shelter Provided	230,759
Total Requests for Shelter When Shelter Was Full	593

### Transitional Housing Services

Results	Total
Number of Adults Housed	185
Number of Children Housed	159
Nights of Housing Provided to Adults	57,324
Nights of Housing Provided to Children	41,696
Total Nights of Housing Provided	99,020

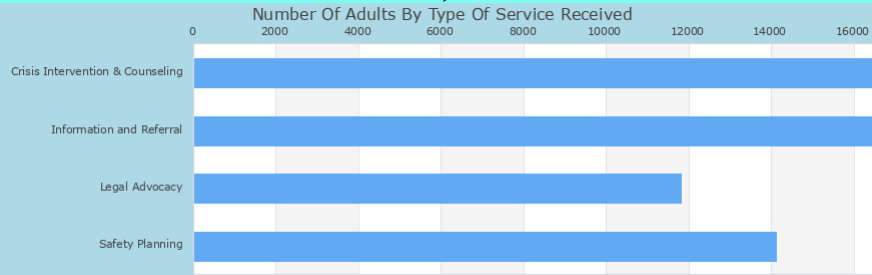
# Domestic Violence Services in Virginia - VAdata Report

Domestic Violence Services


1/1/2023 - 12/31/2023

## 19,249 Adults Received 194,954 Hours Of Domestic Violence Advocacy Services

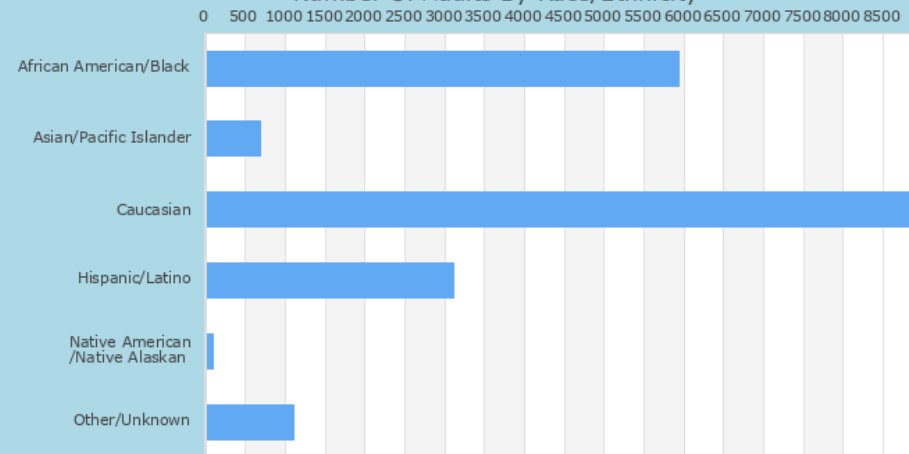
Advocacy Services: Adults



Percentage of Adults by Gender



Number Of Adults By Race/Ethnicity



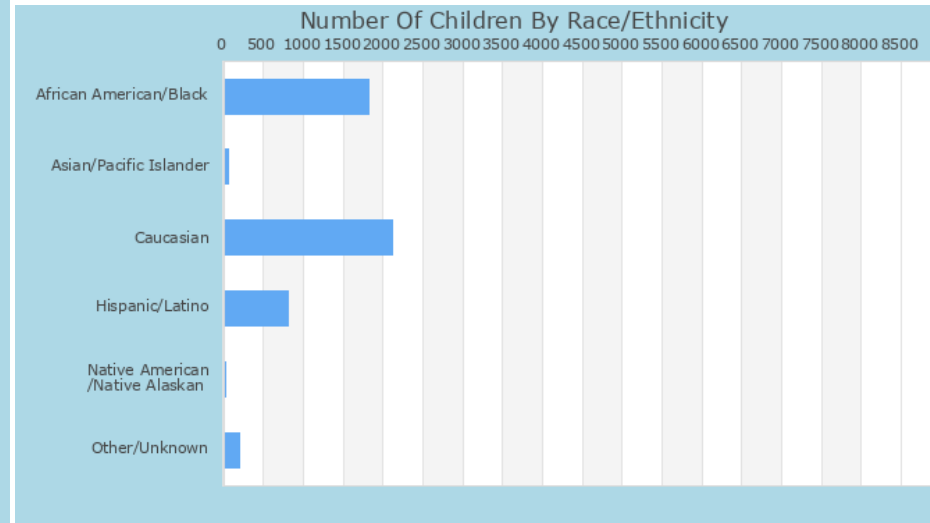
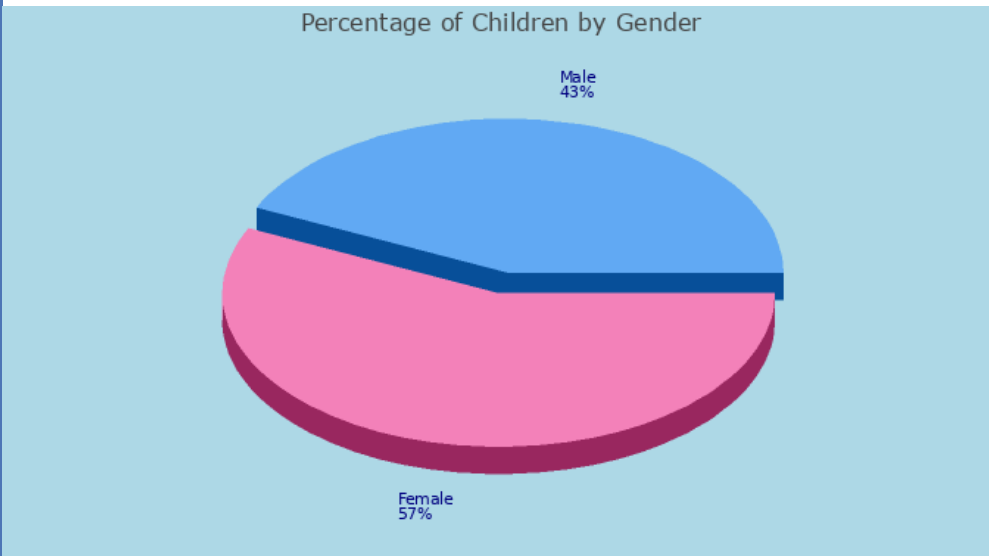
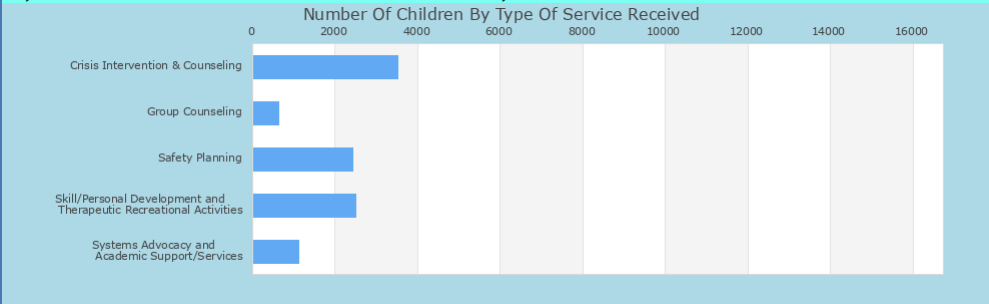
# Domestic Violence Services in Virginia - VAdata Report

## Domestic Violence Services

1/1/2023 - 12/31/2023

### 4,681 Children Received 32,928 Hours Of Domestic Violence Advocacy Services

Advocacy Services: Children



# Domestic Violence Services in Virginia - VAdata Report

## Domestic Violence Services

1/1/2023 - 12/31/2023

### Safety and Risk Factors Reported By Victims

18% of people receiving advocacy services reported the perpetrator used a weapon, including a firearm against the victim.

23% of people receiving advocacy services had to relocate or became homeless as a result of domestic violence.

75% of people receiving advocacy services who have been assaulted within the past 30 days who reported the presenting domestic violence experience to police

### Impact Of Services Provided

78% of hotline callers reported the services received were helpful.

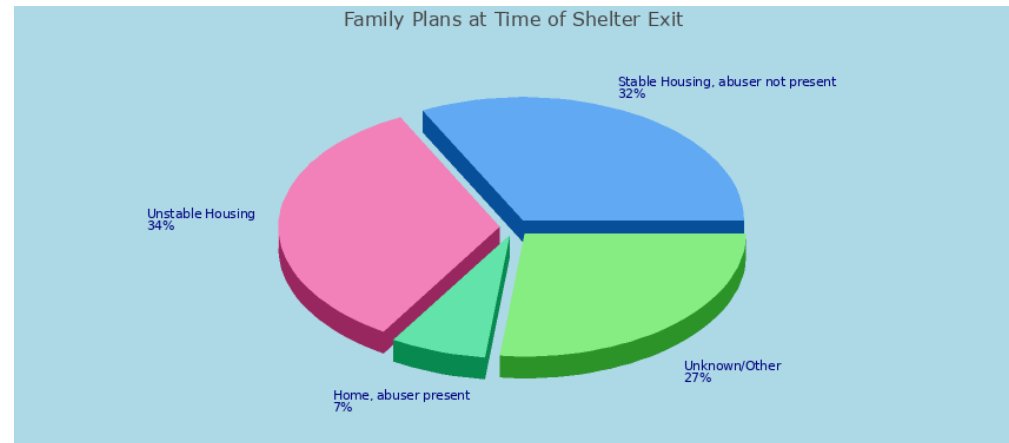
53% of children or their parents received safety planning specific to the children.

82% of adults who had at least one identified risk factor specific to domestic violence received safety planning.

### Family Plans At Time Of Shelter Exit

**Stable Housing** = Self-Supported or Transitional Housing

**Unstable Housing** = Residence of friend/relative, other shelter, left area



# Domestic Violence Services in Virginia - VAdata Report

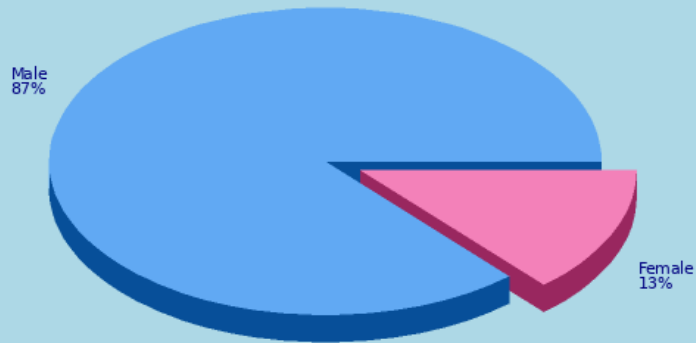
Domestic Violence Services

1/1/2023 - 12/31/2023

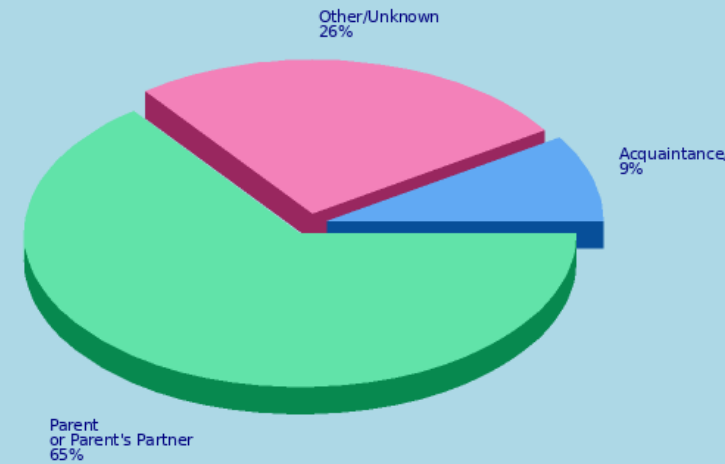
Perpetrator Information

## Perpetrators of Domestic Violence Perpetrated Against Children and Youth (includes children exposed to domestic violence)

Perpetrator Gender

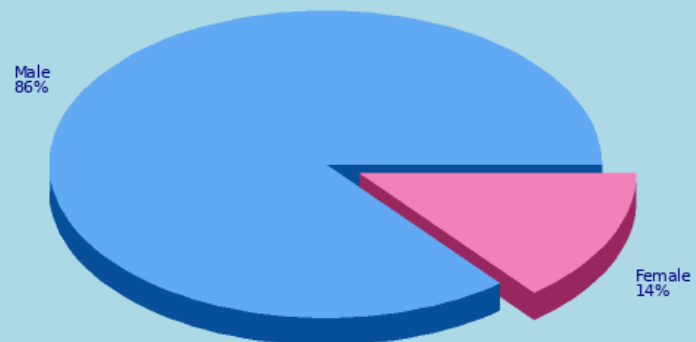


Perpetrator Relationship to Child



## Perpetrators of Domestic Violence Against Adults

Perpetrator Gender



Perpetrator Relationship to Adult

