

# Sexual Violence Services in Virginia - VAdata Report

Sexual Violence Services

1/1/2021 - 12/31/2021

## Persons Receiving Sexual Violence Advocacy Services

Results	Total
Total Adults Served	5,136
Total Child/Youth Served	1,741

## Hotline Contacts (callers may have described more than 1 issue)

Results	Total
Number of Sexual Violence Presenting Calls	11,086
% of Sexual Violence presenting hotline calls where the sexual violence was perpetrated against children	32%
Number of Domestic Violence Presenting Calls	41,749
Number of Other Service Calls (where no Sexual or Domestic Violence reported)	28,714
<b>Total Number of Hotline Calls</b>	<b>77,456</b>

# Sexual Violence Services in Virginia - VAdata Report

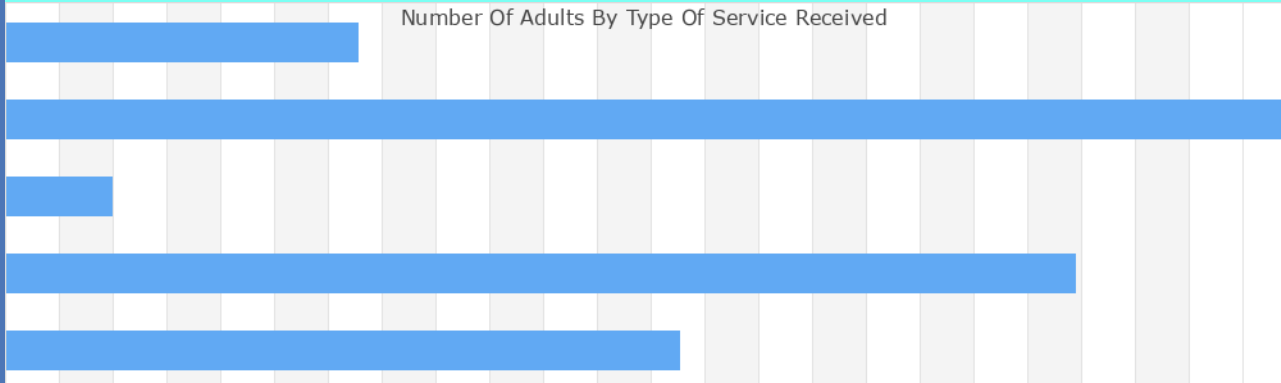
Sexual Violence Services

1/1/2021 - 12/31/2021

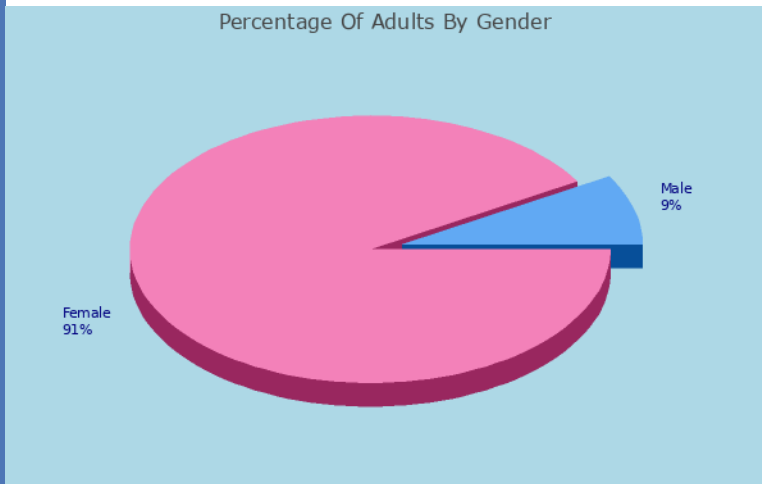
5,136 Adults Received 55,429 Hours of Sexual Violence Advocacy Services

Advocacy Services: Adults

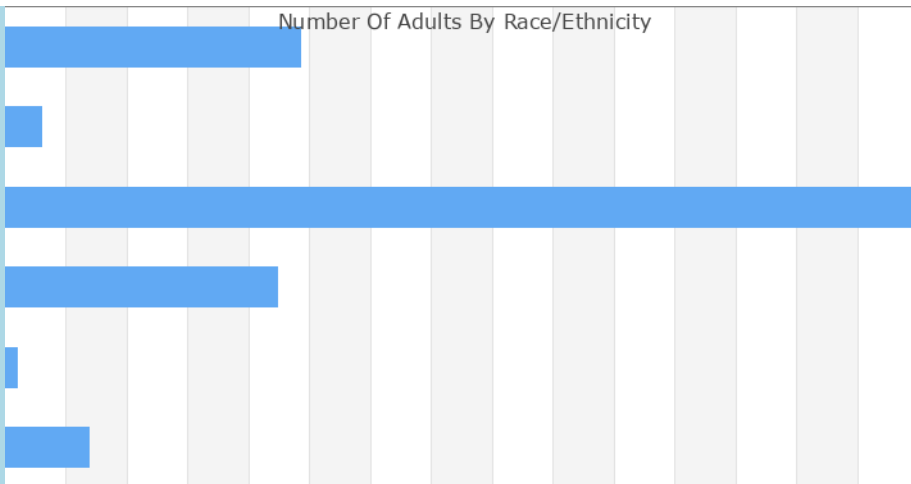
Number Of Adults By Type Of Service Received



Percentage Of Adults By Gender



Number Of Adults By Race/Ethnicity



# Sexual Violence Services in Virginia - VAdata Report

Sexual Violence Services

1/1/2021 - 12/31/2021

Advocacy Services: Children

1,741 Children Received 11,060 Hours of Sexual Violence Advocacy Services

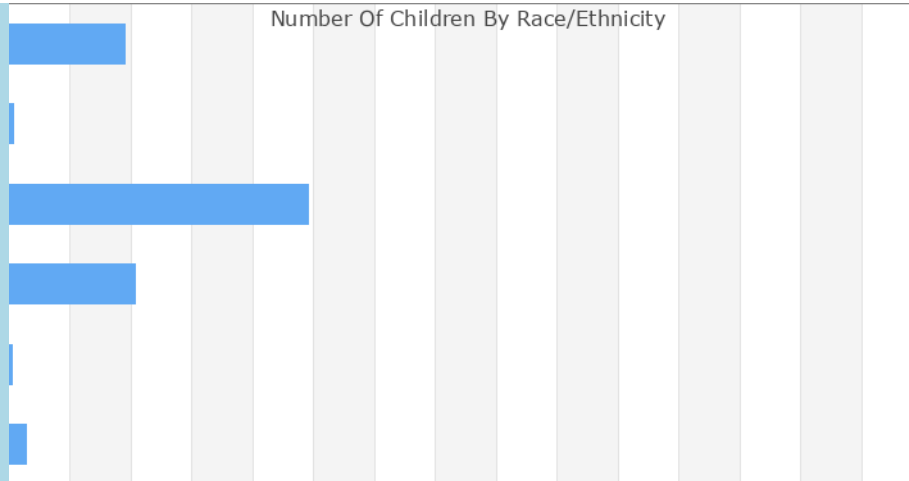
Number Of Children By Type Of Service Received



Percentage Of Children By Gender



Number Of Children By Race/Ethnicity



# Sexual Violence Services in Virginia - VAdata Report

Sexual Violence Services

1/1/2021 - 12/31/2021

## Safety and Risk Factors Reported By Victims

29% of people receiving advocacy services reported the perpetrator used a weapon, including a firearm against the victim.

21% of people receiving advocacy services reported the victim missed time from work/school and/or a loss of income as a result of sexual violence.

76% of people receiving advocacy services who have been assaulted within the past 30 days who reported the presenting sexual violence experience to police.

## Impact of Services Provided

74% of hotline callers reported the services received were helpful.

87% of people who reported sexual violence had an impact on their emotional/mental well-being received counseling/advocacy services.

# Sexual Violence Services in Virginia - VAdata Report


Sexual Violence Services

1/1/2021 - 12/31/2021

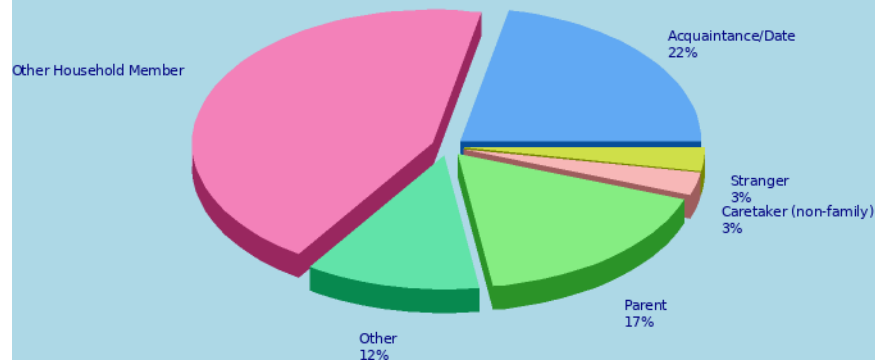
Perpetrator Information

## Perpetrators of Sexual Violence Against Children & Youth

Perpetrator Gender




Perpetrator Relationship to Child/Youth



## Perpetrators of Sexual Violence Against Adults

Perpetrator Gender



Perpetrator Relationship to Adult

