

Domestic Violence Services in Virginia - VAdata Report

Domestic Violence Services

1/1/2021 - 12/31/2021

Persons Receiving Domestic Violence Advocacy Services

Results	Total
Total Adults Served	20,579
Total Children/Youth Served	4,526

Hotline Contacts (callers may have described more than 1 issue)

Results	Total
Number of Domestic Violence Presenting Calls	41,749
Number of Sexual Violence Presenting Calls	11,086
Number of Other Service Calls (where no SV or DV reported)	28,714
Total Number of Hotline Calls	77,456

Domestic Violence Services in Virginia - VAdata Report

Domestic Violence Services

1/1/2021 - 12/31/2021

Emergency Shelter

Results	Total
Adults in Emergency Shelter	3,840
Children in Emergency Shelter	2,461
Nights of Emergency Shelter Provided to Adults	129,926
Nights of Emergency Shelter Provided to Children	108,012
Total Nights of Emergency Shelter Provided	237,938
Total Requests for Shelter When Shelter Was Full	407

Transitional Housing Services

Results	Total
Number of Adults Housed	171
Number of Children Housed	136
Nights of Housing Provided to Adults	52,761
Nights of Housing Provided to Children	41,209
Total Nights of Housing Provided	93,970

Domestic Violence Services in Virginia - VAdata Report


Domestic Violence Services

1/1/2021 - 12/31/2021


20,579 Adults Received 207,108 Hours Of Domestic Violence Advocacy Services

Advocacy Services: Adults

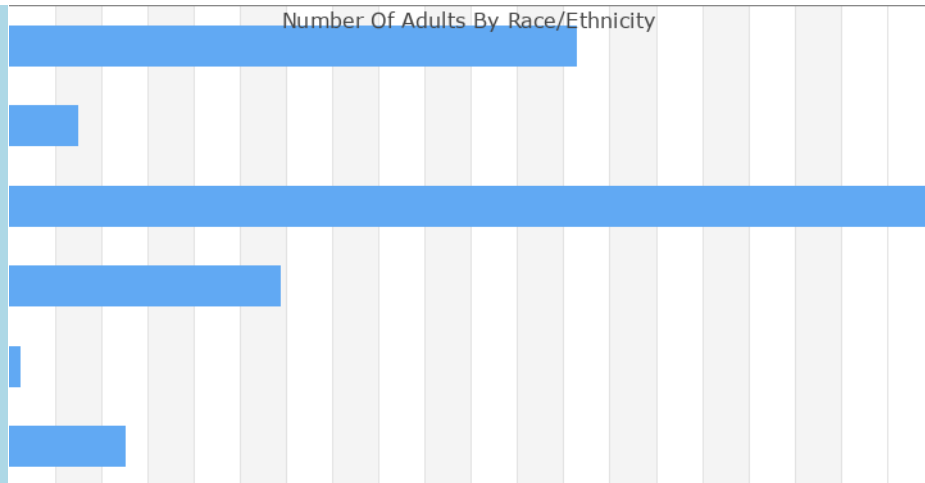
Number Of Adults By Type Of Service Received



Percentage of Adults by Gender



Number Of Adults By Race/Ethnicity



Domestic Violence Services in Virginia - VAdata Report

Domestic Violence Services

1/1/2021 - 12/31/2021

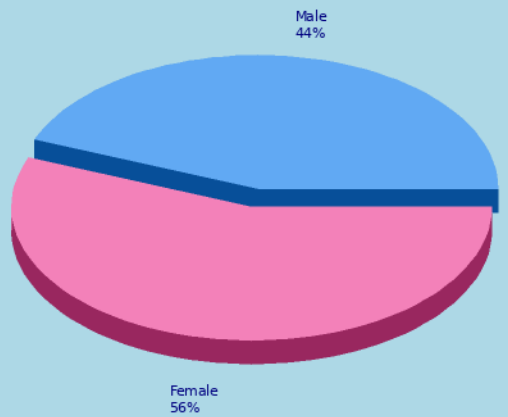
Advocacy Services: Children

4,526 Children Received 37,367 Hours Of Domestic Violence Advocacy Services

Number Of Children By Type Of Service Received



Percentage of Children by Gender



Number Of Children By Race/Ethnicity



Domestic Violence Services in Virginia - VAdata Report

Domestic Violence Services

1/1/2021 - 12/31/2021

Safety and Risk Factors Reported By Victims

21% of people receiving advocacy services reported the perpetrator used a weapon, including a firearm against the victim.

26% of people receiving advocacy services had to relocate or became homeless as a result of domestic violence.

71% of people receiving advocacy services who have been assaulted within the past 30 days who reported the presenting domestic violence experience to police

Impact Of Services Provided

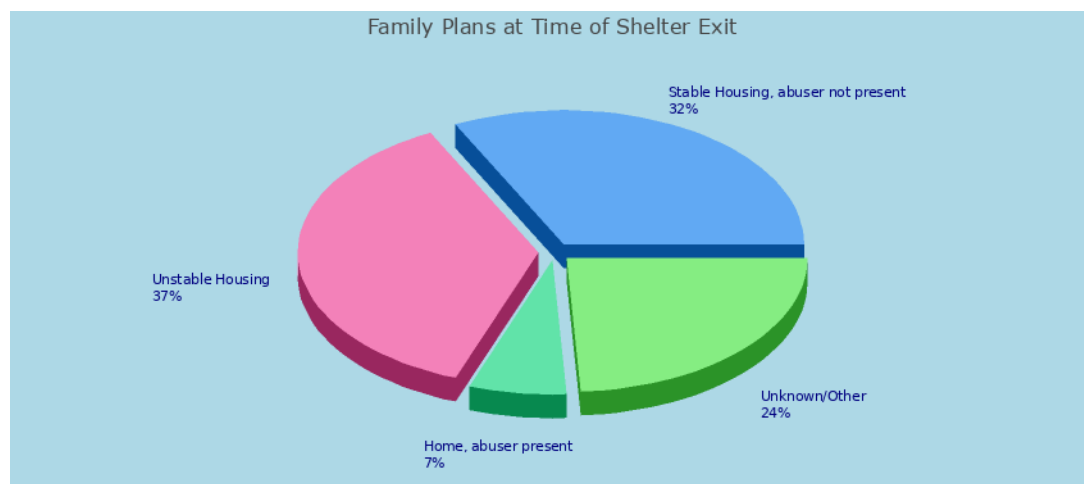
75% of hotline callers reported the services received were helpful.

58% of children or their parents received safety planning specific to the children.

86% of adults who had at least one identified risk factor specific to domestic violence received safety planning.

Family Plans At Time Of Shelter Exit

Stable Housing = Self-Supported or Transitional Housing
Unstable Housing = Residence of friend/relative, other shelter, left area



Domestic Violence Services in Virginia - VAdata Report

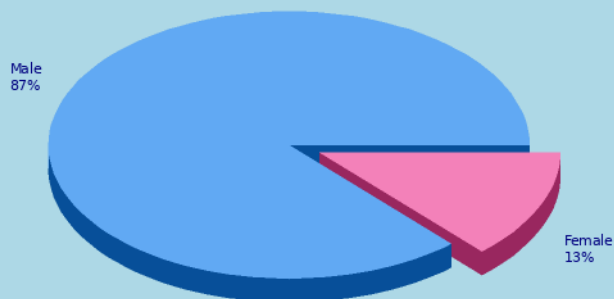
Domestic Violence Services

1/1/2021 - 12/31/2021

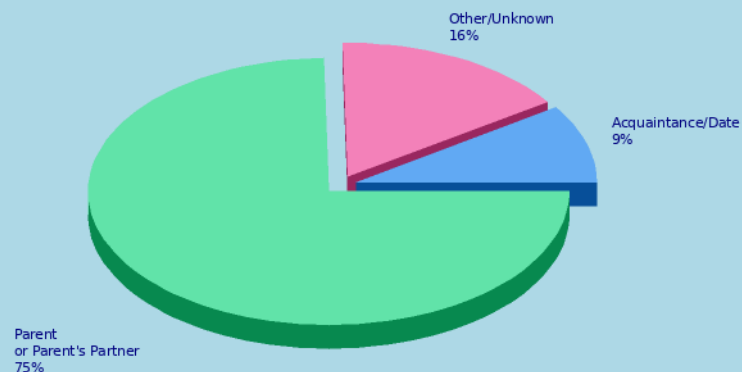
Perpetrator Information

Perpetrators of Domestic Violence Perpetrated Against Children and Youth (includes children exposed to domestic violence)

Perpetrator Gender

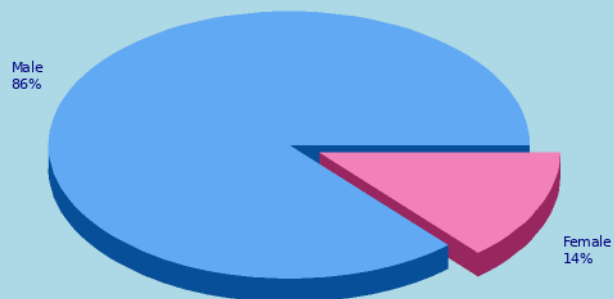


Perpetrator Relationship to Child



Perpetrators of Domestic Violence Against Adults

Perpetrator Gender



Perpetrator Relationship to Adult

