

Domestic Violence Services in Virginia - VAdata Report

Domestic Violence Services

1/1/2017 - 12/31/2017

Persons Receiving Domestic Violence Advocacy Services

Results	Total
Total Adults Served	17,654
Total Children/Youth Served	4,778

Hotline Contacts (callers may have described more than 1 issue)

Results	Total
Number of Domestic Violence Presenting Calls	37,051
Number of Sexual Violence Presenting Calls	9,077
Number of Other Service Calls (where no SV or DV reported)	17,393
Total Number of Hotline Calls	60,270

Domestic Violence Services in Virginia - VAdata Report

Domestic Violence Services

1/1/2017 - 12/31/2017

Emergency Shelter

Results	Total
Adults in Emergency Shelter	3,413
Children in Emergency Shelter	2,765
Nights of Emergency Shelter Provided to Adults	102,212
Nights of Emergency Shelter Provided to Children	95,850
Total Nights of Emergency Shelter Provided	198,062
Total Requests for Shelter When Shelter Was Full	587

Transitional Housing Services

Results	Total
Number of Adults Housed	159
Number of Children Housed	134
Nights of Housing Provided to Adults	48,987
Nights of Housing Provided to Children	39,029
Total Nights of Housing Provided	88,016

Domestic Violence Services in Virginia - VAdata Report


Domestic Violence Services

1/1/2017 - 12/31/2017


17,654 Adults Received 159,010 Hours Of Domestic Violence Advocacy Services

Advocacy Services: Adults

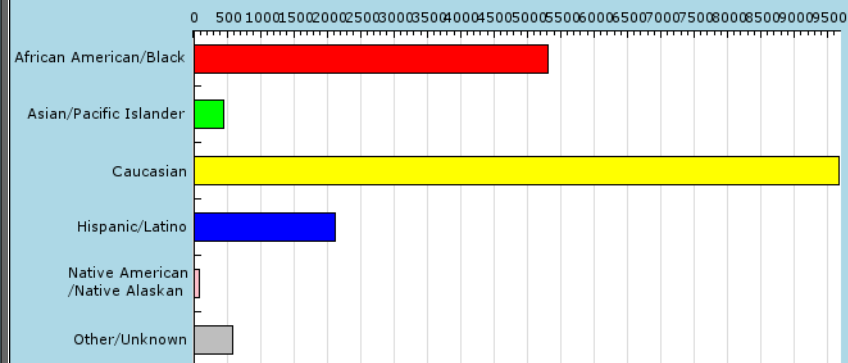
Number Of Adults By Type Of Service Received



Percentage of Adults by Gender



Number Of Adults By Race/Ethnicity



Domestic Violence Services in Virginia - VAdata Report

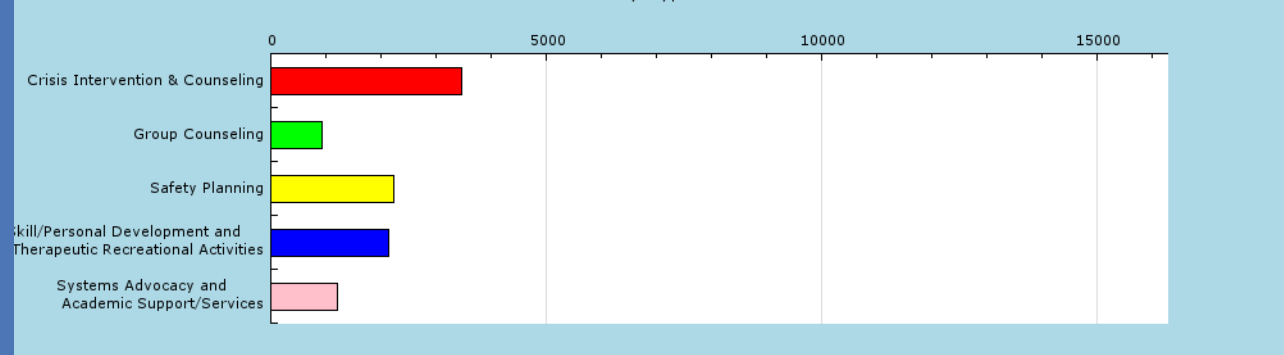
Domestic Violence Services

1/1/2017 - 12/31/2017

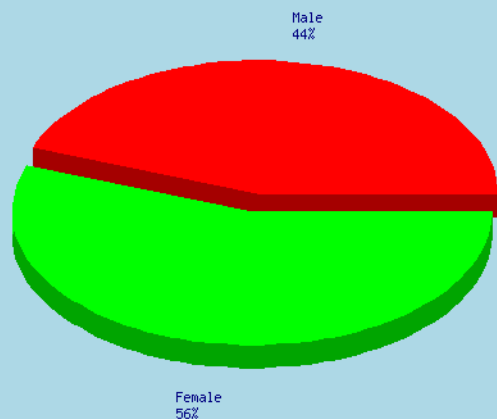
Advocacy Services: Children

4,778 Children Received 45,516 Hours Of Domestic Violence Advocacy Services

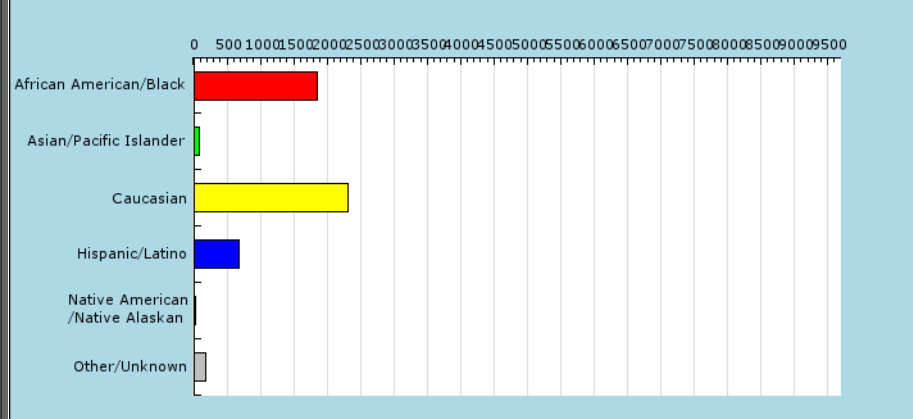
Number Of Children By Type Of Service Received



Percentage of Children by Gender



Number Of Children By Race/Ethnicity



Domestic Violence Services in Virginia - VAdata Report

Domestic Violence Services

1/1/2017 - 12/31/2017

Safety and Risk Factors Reported By Victims

22% of people receiving advocacy services reported the perpetrator used a weapon, including a firearm against the victim.

32% of people receiving advocacy services had to relocate or became homeless as a result of domestic violence.

71% of people receiving advocacy services who have been assaulted within the past 30 days who reported the presenting domestic violence experience to police

Impact Of Services Provided

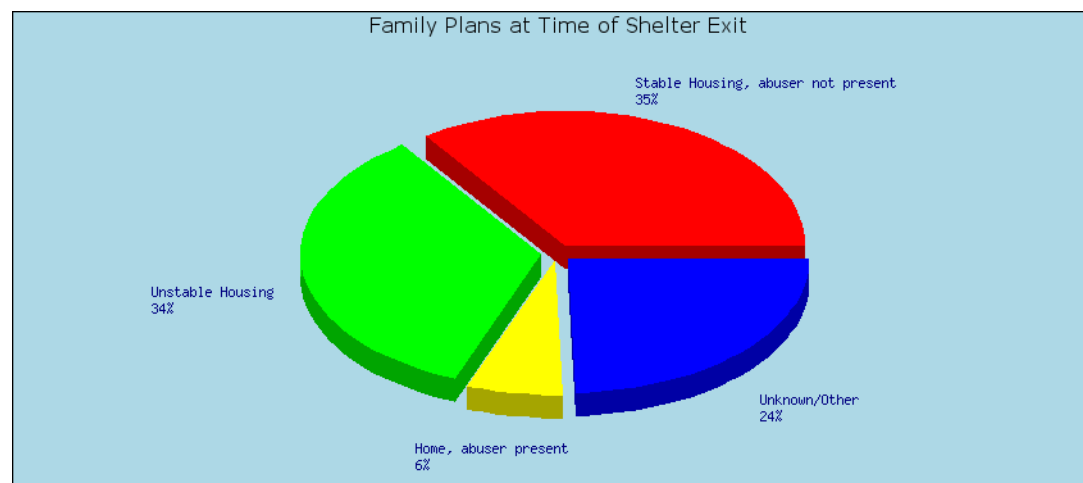
81% of hotline callers reported the services received were helpful.

50% of children or their parents received safety planning specific to the children.

86% of adults who had at least one identified risk factor specific to domestic violence received safety planning.

Family Plans At Time Of Shelter Exit

Stable Housing = Self-Supported or Transitional Housing
Unstable Housing = Residence of friend/relative, other shelter, left area



Domestic Violence Services in Virginia - VAdata Report

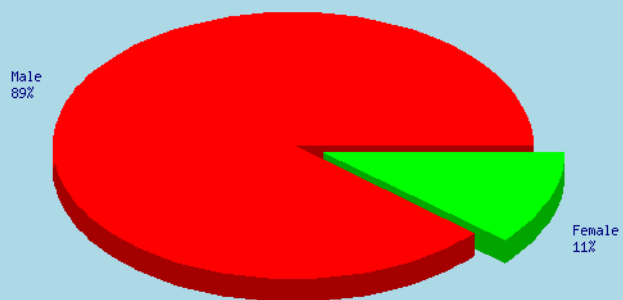
Domestic Violence Services

1/1/2017 - 12/31/2017

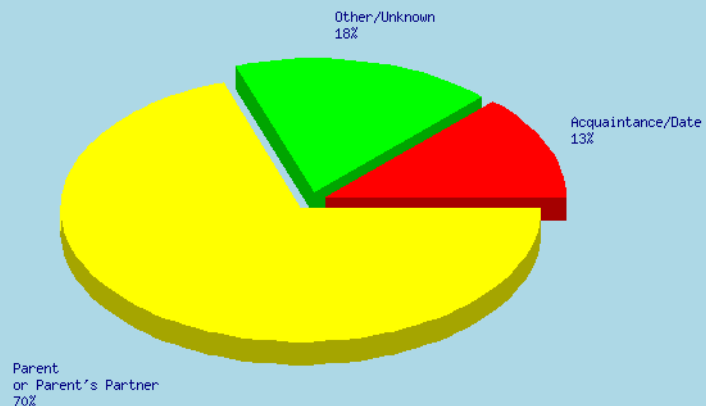
Perpetrator Information

Perpetrators of Domestic Violence Perpetrated Against Children and Youth (includes children exposed to domestic violence)

Perpetrator Gender

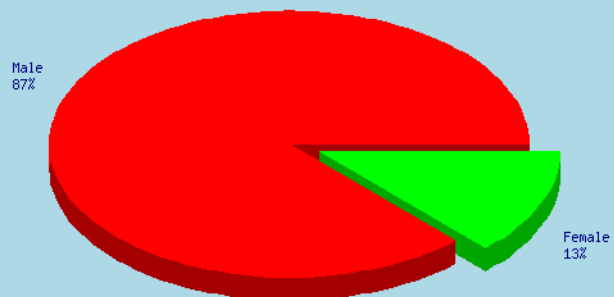


Perpetrator Relationship to Child



Perpetrators of Domestic Violence Against Adults

Perpetrator Gender



Perpetrator Relationship to Adult

