

Sexual Violence Services in Virginia - VAdata Report

Sexual Violence Services

01/01/2014 - 12/31/2014

Persons Receiving Sexual Violence Advocacy Services

| Results | Total |
|--------------------------|-------|
| Total Adults Served | 5,405 |
| Total Child/Youth Served | 1,822 |

Hotline Contacts (callers may have described more than 1 issue)

| Results | Total |
|--|---------------|
| Number of Sexual Violence Presenting Calls | 10,117 |
| % of Sexual Violence presenting hotline calls where the sexual violence was perpetrated against children | 32% |
| Number of Domestic Violence Presenting Calls | 40,060 |
| Number of Other Service Calls (where no Sexual or Domestic Violence reported) | 24,297 |
| Total Number of Hotline Calls | 71,091 |

Sexual Violence Services in Virginia - VAdata Report

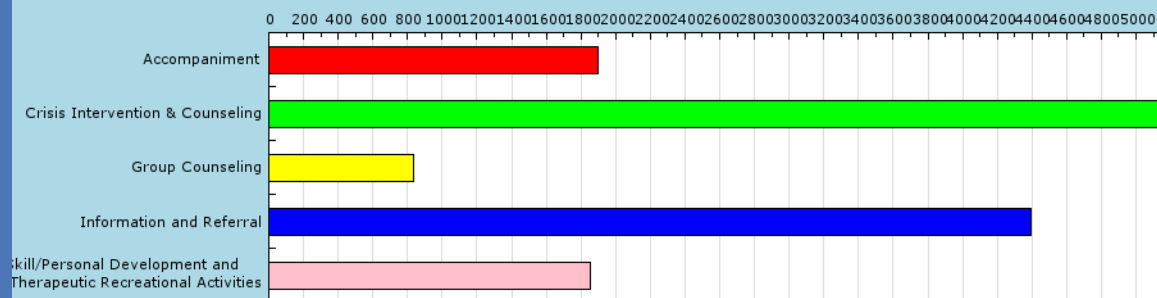
Sexual Violence Services

01/01/2014 - 12/31/2014

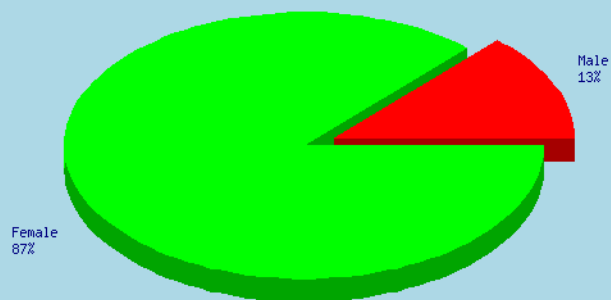
5,405 Adults Received 96,213 Hours of Sexual Violence Advocacy Services

Advocacy Services: Adults

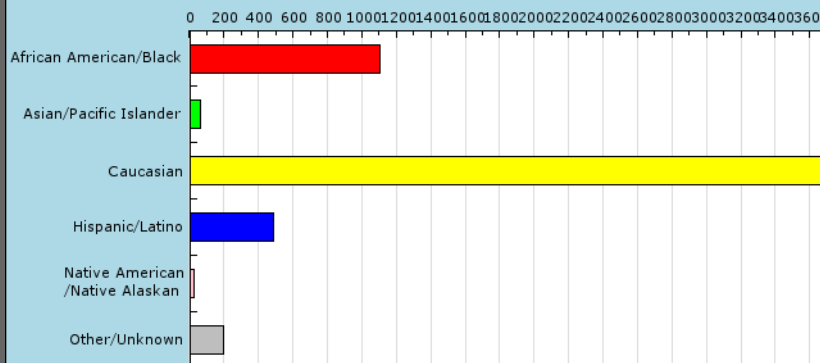
Number Of Adults By Type Of Service Received



Percentage Of Adults By Gender



Number Of Adults By Race/Ethnicity



Sexual Violence Services in Virginia - VAdata Report

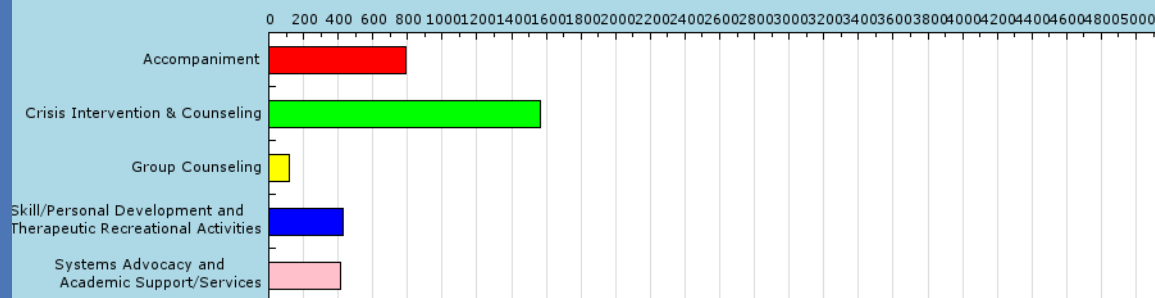
Sexual Violence Services

01/01/2014 - 12/31/2014

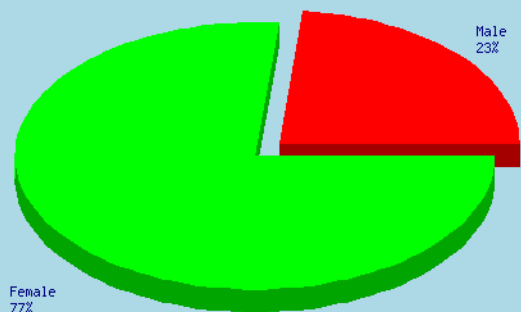
Advocacy Services: Children

1,822 Children Received 48,658 Hours of Sexual Violence Advocacy Services

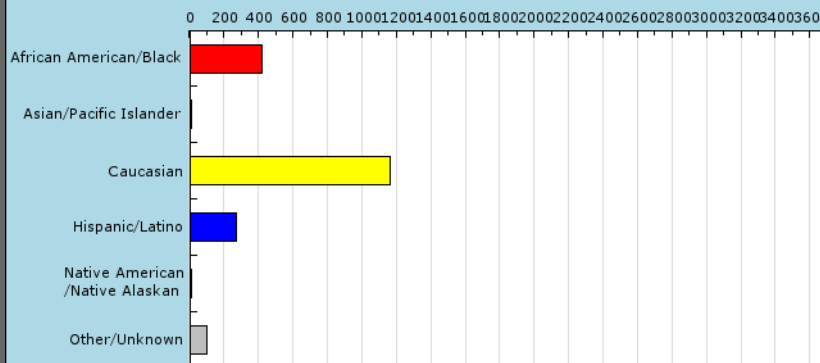
Number Of Children By Type Of Service Received



Percentage Of Children By Gender



Number Of Children By Race/Ethnicity



Sexual Violence Services in Virginia - VAdata Report

Sexual Violence Services

01/01/2014 - 12/31/2014

Safety and Risk Factors Reported By Victims

22% of people receiving advocacy services reported the perpetrator used a weapon, including a firearm against the victim.

21% of people receiving advocacy services reported the victim missed time from work/school and/or a loss of income as a result of sexual violence.

54% of people receiving advocacy services reported the presenting sexual violence experience to police.

Impact of Services Provided

78% of hotline callers reported the services received were helpful.

91% of people who reported sexual violence had an impact on their emotional/mental well-being received counseling/advocacy services.

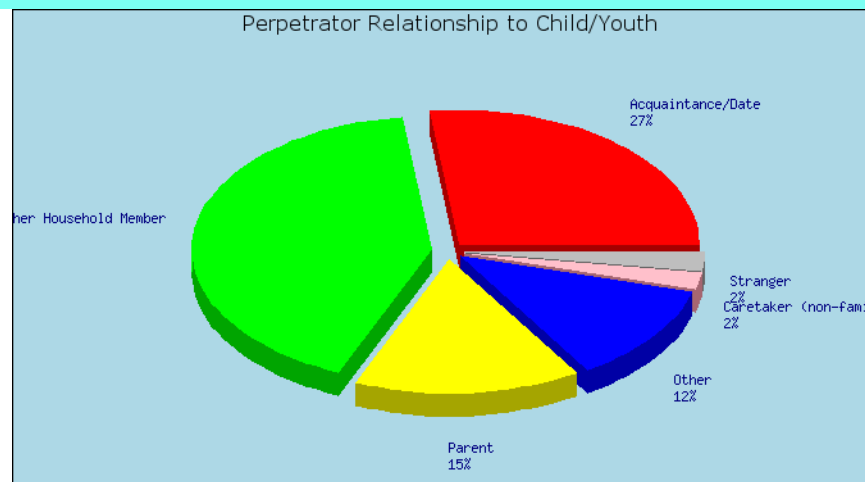
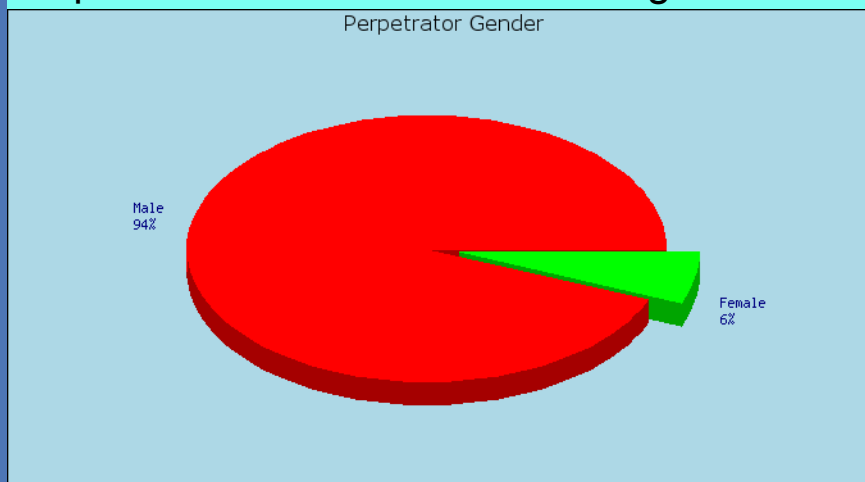
Sexual Violence Services in Virginia - VAdata Report

Sexual Violence Services

01/01/2014 - 12/31/2014

Perpetrator Information

Perpetrators of Sexual Violence Against Children & Youth



Perpetrators of Sexual Violence Against Adults

