

# Domestic Violence Services in Virginia - VAdata Report

Domestic Violence Services 1/1/11 - 12/31/11

## Persons Receiving Domestic Violence Advocacy Services

Results	Total
Total Adults Served	15,205
Total Children/Youth Served	4,839

## Hotline Contacts (callers may have described more than 1 issue)

Results	Total
Number of Domestic Violence Presenting Calls	40,230
Number of Sexual Violence Presenting Calls	8,917
Number of Other Service Calls (where no SV or DV reported)	19,149
Total Number of Hotline Calls	64,877

# Domestic Violence Services in Virginia - VAdata Report

Domestic Violence Services 1/1/11 - 12/31/11

## Emergency Shelter

Results	Total
Adults in Emergency Shelter	3,825
Children in Emergency Shelter	2,784
Nights of Emergency Shelter Provided to Adults	109,765
Nights of Emergency Shelter Provided to Children	93,260
Total Nights of Emergency Shelter Provided	203,025
Total Requests for Shelter When Shelter Was Full	3,100

## Transitional Housing Services

Results	Total
Number of Adults Housed	174
Number of Children Housed	175
Nights of Housing Provided to Adults	47,729
Nights of Housing Provided to Children	48,449
Total Nights of Housing Provided	96,178


# Domestic Violence Services in Virginia - VAdata Report

Domestic Violence Services 1/1/11 - 12/31/11


Advocacy Services: Adults

## 15,205 Adults Received 137,484 Hours Of Domestic Violence Advocacy Services

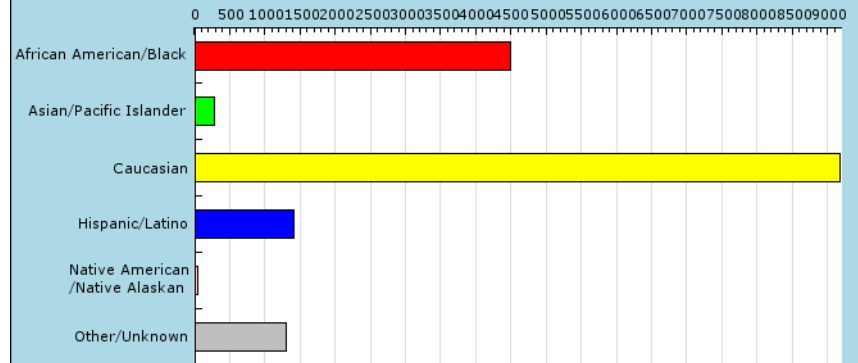
Number Of Adults By Type Of Service Received



Percentage of Adults by Gender



Number Of Adults By Race/Ethnicity



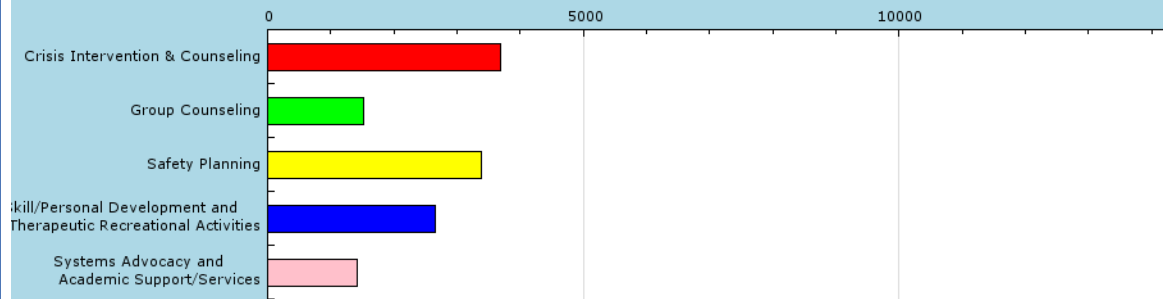
# Domestic Violence Services in Virginia - VAdata Report

Domestic Violence Services 1/1/11 - 12/31/11

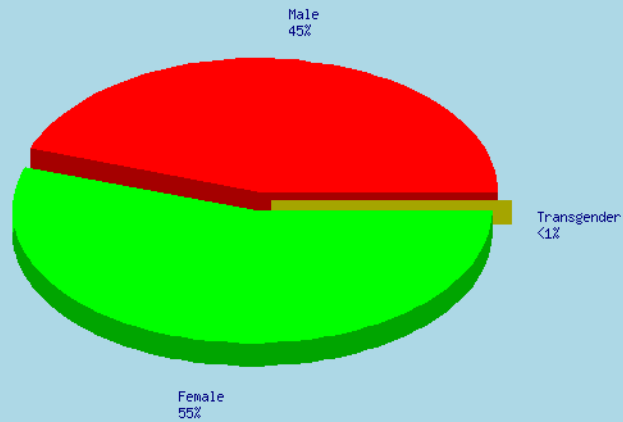
Advocacy Services: Children

## 4,839 Children Received 52,269 Hours Of Domestic Violence Advocacy Services

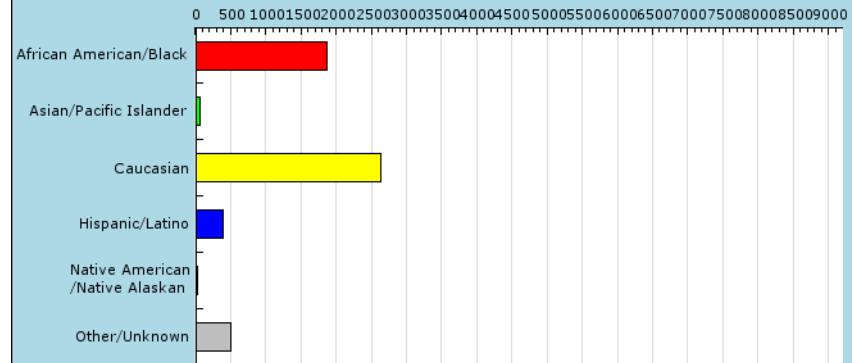
Number Of Children By Type Of Service Received



Percentage of Children by Gender



Number Of Children By Race/Ethnicity



# Domestic Violence Services in Virginia - VAdata Report

## Domestic Violence Services 1/1/11 - 12/31/11

### Safety and Risk Factors Reported By Victims

- 21% of people receiving advocacy services reported the perpetrator used a weapon, including a firearm against the victim.
- 34% of people receiving advocacy services had to relocate or became homeless as a result of domestic violence.
- 52% of people receiving advocacy services reported the presenting domestic violence experience to police.

### Impact Of Services Provided

- 83% of hotline callers reported the services received were helpful.
- 73% of children or their parents received safety planning specific to the children.
- 90% of adults who had at least one identified risk factor specific to domestic violence received safety planning.

### Family Plans At Time Of Shelter Exit

Stable Housing = Self-Supported or Transitional Housing  
Unstable Housing = Residence of friend/relative, other shelter, left area

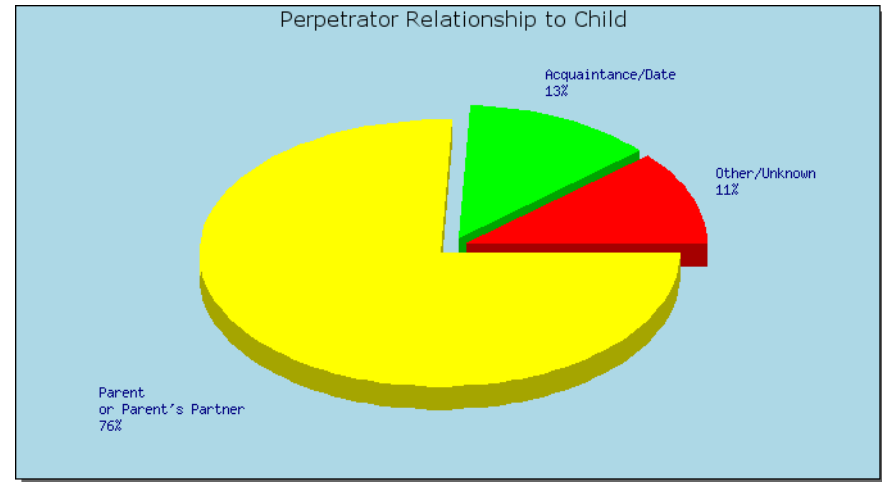
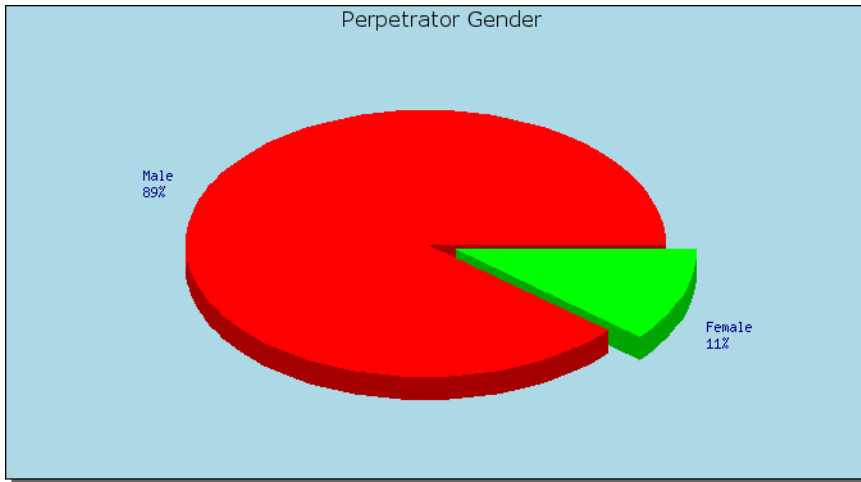


# Domestic Violence Services in Virginia - VAdata Report

Domestic Violence Services 1/1/11 - 12/31/11

Perpetrator Information

## Perpetrators of Domestic Violence Perpetrated Against Children and Youth (includes children exposed to domestic violence)



## Perpetrators of Domestic Violence Against Adults

